



DRY

SPECIFICATION

VOLTAGE

6v

CCA (EN)

90A

CAPACITY (20h)

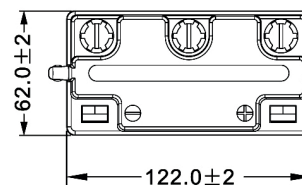
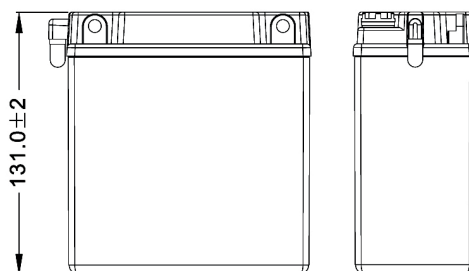
11.6Ah

CAPACITY (10h)

11.0Ah

DIMENSIONS & WEIGHT

LENGTH	122±2mm
WIDTH	62±2mm
TOTAL HEIGHT	131±2mm
GROSS WEIGHT	2.18kg



TERMINAL

Front



Side



Top



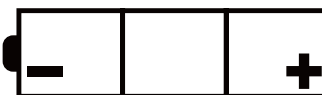
3D



FEATURES

- LEAD ACID DRY CHARGED CONSTRUCTION
- NO ACID IN CELLS BEFORE ACTIVATION
- NEED TO BE FILLED BEFORE FIRST USE
- HAS TO BE CHECKED PERIODICALLY AND REFILLED IF NECESSARY
- UPRIGHT INSTALLATION ONLY
- 6V & 12V BATTERIES
- REGULAR LIFE DURATION
- DOESN'T NEED TO BE RECHARGED DURING SHELF LIFE

POLARITY



MOUNTING ANGLES

